

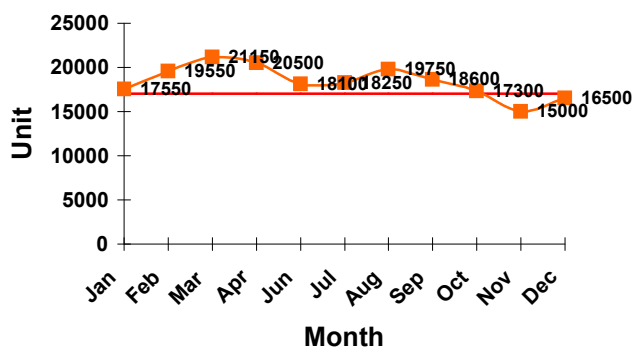
Reduce Consumption Table

Format No.:

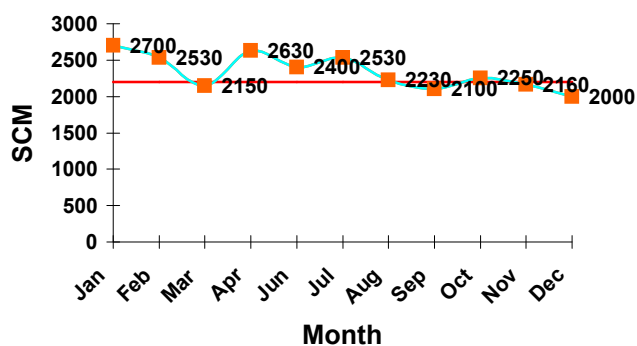
Year:

Month	Electricity (Unit)		Natural Gas (SCM)		Fire Wood (MT)		Oil (Ltr)		Water (Ltr)	
	Target	Actual	Target	Actual	Target	Actual	Target	Actual	Target	Actual
Jan	17000	17550	2200	2700	1200	1320	3100	3450	145000	170015
Feb	17000	19550	2200	2530	1200	1270	3100	3400	145000	180120
Mar	17000	21150	2200	2150	1200	1230	3100	3300	145000	171255
Apr	17000	20500	2200	2630	1200	1350	3100	3370	145000	152255
Jun	17000	18100	2200	2400	1200	1210	3100	3350	145000	145658
Jul	17000	18250	2200	2530	1200	1200	3100	3250	145000	142672
Aug	17000	19750	2200	2230	1200	1230	3100	3310	145000	153354
Sep	17000	18600	2200	2100	1200	1130	3100	3290	145000	165214
Oct	17000	17300	2200	2250	1200	1130	3100	3210	145000	135412
Nov	17000	15000	2200	2160	1200	1100	3100	3150	145000	142544
Dec	17000	16500	2200	2000	1200	1150	3100	3110	145000	142654
Avg		16854		2140		1110		3016		141763

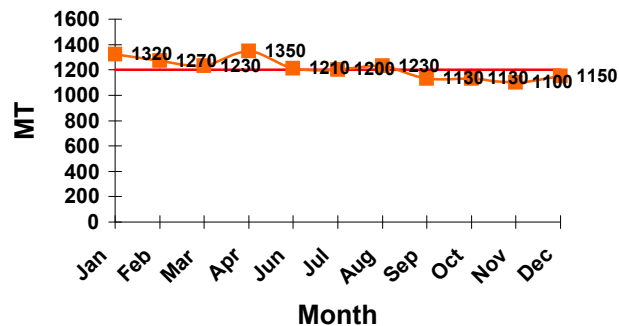
Electricity



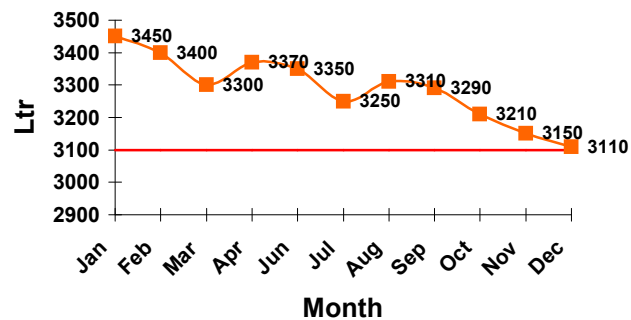
Natural Gas



Fire Wood



Oil



Waster Consumption

